

For the purpose of coordination, all relevant parties must check this information prior to implementation and report any discrepancies to the Architect.







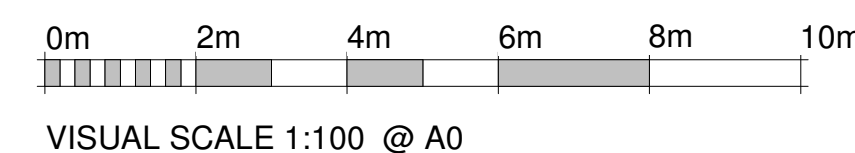
**LDVI**  
Solutions For The Built Environment

 **government  
printing**  
Department:  
Government Printing Works  
**REPUBLIC OF SOUTH AFRICA**

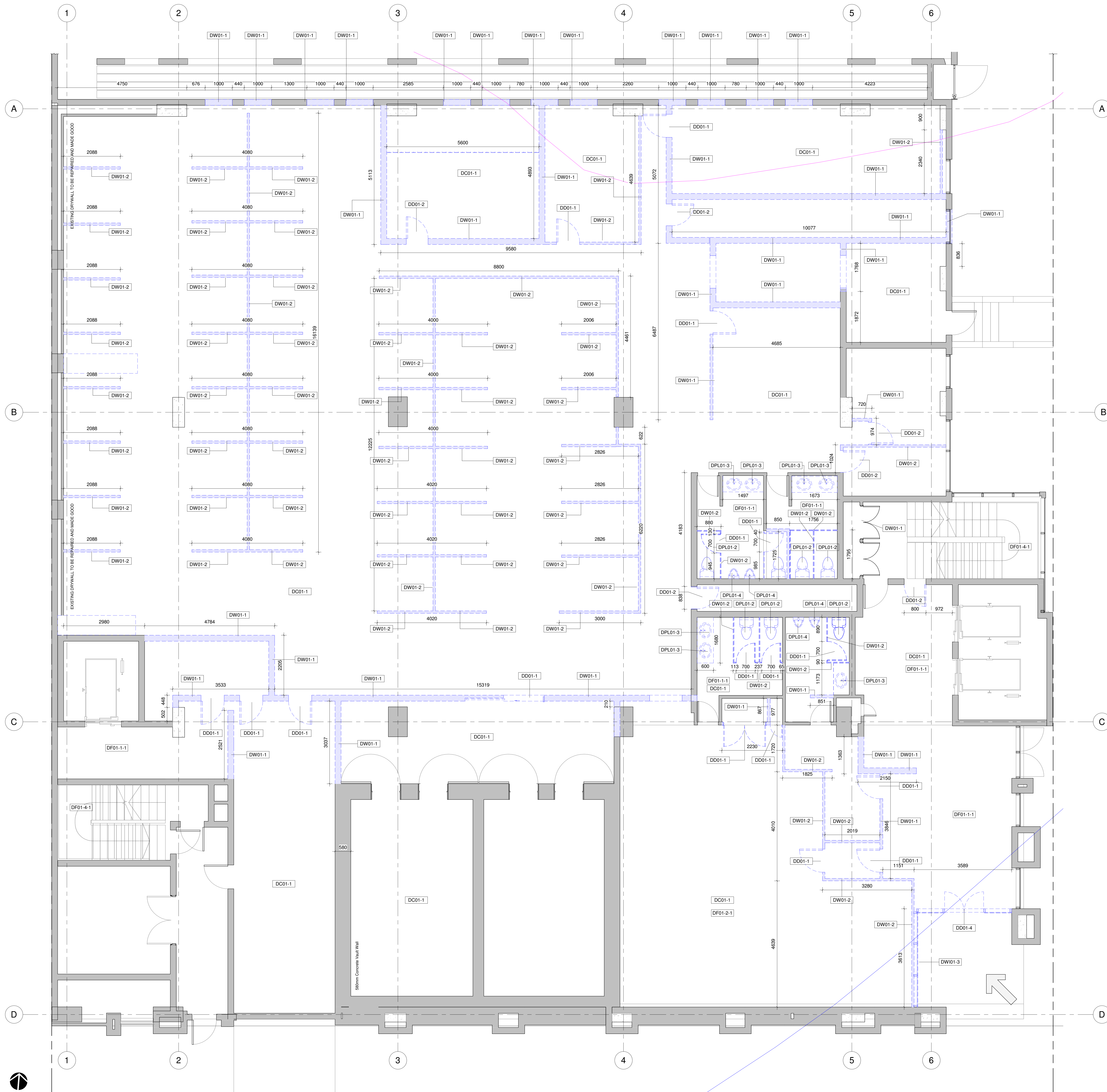
DRAWING No.:	CLIENT	T
200-01		



NEW TENDER	
	New Masonry Wall
	New Concrete Floor Slab
	New Door
	New Window







PHASING LEGEND	
EXISTING TENDER	
PLAN	Existing Masonry Wall
SECTION	Existing Concrete Floor Slab
	Existing Door
	Existing Window
DEMOLITION	
PLAN	Demolished Masonry Wall
SECTION	Demolished Concrete Floor Slab
	Demolished Door
	Demolished Window
NEW TENDER	
PLAN	New Masonry Wall
SECTION	New Concrete Floor Slab
	New Door
PLAN	New Window

DEMOLITION NOTES AND DESCRIPTION (ALL REPAIR WORK TO BE MADE GOOD - TO ARCHITECTS APPROVAL)	
NOTE ON PLAN	DESCRIPTION OF WORKS
DD01-1	REMOVE ALL EXISTING CEILING/CEILING SYSTEMS & SUBSTRUCTURES AND MAKE GOOD TO ACCEPT SPECIFIED CEILING SYSTEMS/HEADS PLASTERBOARD CEILING AS PER CEILING LAYOUT & FINISHING SCHEDULE
DD01-1	DOOR TO BE REMOVED
DD01-2	DOOR TO BE REMOVED AND OPENING BRICKED UP
DD01-4	EXISTING DOOR TO BE REMOVED AND REPLACED TO NEW SPECIFICATION
DF01-1-1	UP/LIFT EXISTING CERAMIC & PORCELAIN TILES ON FLOORS & WALLS REMOVE FROM SITE
DF01-2-1	UP/LIFT EXISTING CARPET/CARPET TILES (broadloom & tiles) ON FLOORS REMOVE FROM SITE
DF01-4-1	EXISTING VINYL FINISH ON STAIRS TO BE CLEANED FLOOR TO BE MADE GOOD FOR USE
DPL01-2	EXISTING WC TO BE REMOVED AND REPLACED WITH NEW SPECIFICATION
DPL01-3	EXISTING WHB TO BE REMOVED AND REPLACED WITH NEW SPECIFICATION
DPL01-4	EXISTING URINAL TO BE REMOVED AND REPLACED WITH NEW SPECIFICATION
DW01-1	EXISTING MASONRY/CONCRETE WALLS TO BE DEMOLISHED
DW01-2	EXISTING PARTITIONING TO BE DEMOLISHED
DW01-3	WINDOW TO BE REMOVED AND REPLACED TO NEW SPECIFICATION

**GENERAL NOTES:**  
All boundaries, dimensions and levels are to be checked on site before construction and any discrepancies are to be reported to the Architect.  
Partial Service: Any discrepancies with site or other information is to be advised to the Architect and direction or approval is to be sought before the implementation of the detail.  
Do not scale this drawing.  
For the purpose of coordination, all relevant parties must check this information prior to implementation and report any discrepancies to the Architect.

## TENDER

REVISIONS			
NO.	DATE	DESCRIPTION	REV BY
1	16/02/2018	ISSUED FOR INFORMATION	LDM
2	28/10/2020	ISSUED FOR TENDER	LDM

© COPYRIGHT: THIS DRAWING MAY NOT BE REPRODUCED OR TRANSMITTED IN ANY FORM OR BY ANY MEANS IN PART OR IN WHOLE WITHOUT THE PERMISSION OF THE DESIGNER.  
ALL WORK TO BE CARRIED OUT IN ACCORDANCE WITH SANS CODE 10400, N.B.A LOCAL AUTHORITY PLANS.  
USE FIGURED DIMENSIONS ONLY - DO NOT SCALE.  
ANY CONSTRUCTION FROM THESE DRAWINGS IS AT OWNERS RISK.  
ALL BOUNDARIES, DIMENSIONS AND LEVELS ARE TO BE CHECKED ON SITE BEFORE CONSTRUCTION AND ANY DISCREPANCIES ARE TO BE REPORTED TO THE ARCHITECT.  
PARTIAL SERVICE: ANY DISCREPANCIES WITH SITE OR OTHER INFORMATION IS TO BE ADVISED TO THE ARCHITECT AND DIRECTION OR APPROVAL IS TO BE SOUGHT BEFORE IMPLEMENTATION OF THE DRAWING.  
FOR THE PURPOSE OF COORDINATION, ALL RELEVANT PARTIES MUST CHECK THIS INFORMATION PRIOR TO IMPLEMENTATION AND REPORT ANY DISCREPANCIES TO THE ARCHITECT.

Architect: Prakesen Govender (Pr. Arch 5278)

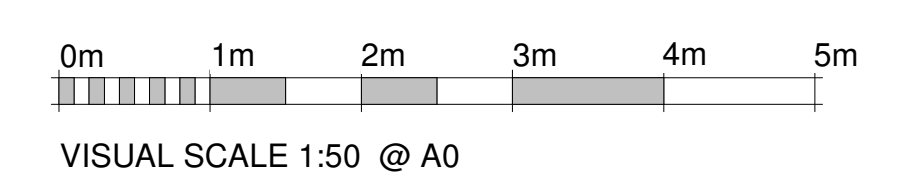
Signature: Date: 28/10/2020



Client: Government Printing Works  
Signature: Date:



PROJECT: GPW HQ GENERAL UPGRADE OF EXISTING PREMISES	
ADDRESS: ERF 3265, 379 Schubart St. Pretoria, Central, 0002, RSA.	
DRAWING TITLE: GROUND FLOOR DEMOLITION LAYOUT	
Building Classification: G1	Climate Zone: 2
Paper Size: A0	Scale: AS SHOWN
Drawn: WL	Checked: AKS
PROJECT No: GPW/HQ/2017/02	REVISION: CLIENT T
DISMISSED No: 200-02	







1

1

A horizontal timeline with five segments. The segments are labeled from left to right: 'm', '2m', '3m', '4m', and '5m'. The segments for 'm', '2m', and '3m' are shaded gray, while '4m' and '5m' are white. Below the timeline, the text 'ALE 1:50 @ A0' is written.

PROJECT: <b>GPW HQ: GENERAL UPGRADE OF EXISTING PREMISES</b>			
ADDRESS: <b>ERF 3265, 379 Schubart St, Pretoria Central, 0002, RSA.</b>			
DRAWING TITLE: <b>FIRST FLOOR DEMOLITION LAYOUT</b>			
Building Classification: <b>G1</b>		Climate Zone: <b>2</b>	
Paper Size: <b>A0</b>		Scale: <b>AS SHOWN</b>	
Drawn: <b>WL</b>	Checked: <b>AKS</b>	Date: <b>2020/10/28</b>	
PROJECT No. <b>GPW/HQ/2017/02</b>		REVISION: <b>T</b>	
DRAWING No.: <b>200-03</b>		<b>CLIENT</b>	





DEMOLITION NOTES AND DESCRIPTION (ALL REPAIR WORK TO BE MADE GOOD - TO ARCHITECTS APPROVAL)	
NOTE ON PLAN	DESCRIPTION OF WORKS
DO01-1	REMOVE ALL EXISTING CEILING/CLINGS SYSTEMS & BRACKETEARS AND MOUNTED OBJECTS SPECIFIC TO CEILING SYSTEMS/LAMPHOUE & PLASTERBOARD CEILING AS FLOORS LAUNCH/ & FINISHING
DO01-1	DOOR TO BE REMOVED
DO01-4	EXISTING DOOR TO BE REMOVED AND REPLACED TO NEW SPECIFICATION
DO01-11	EXISTING CERAMIC & PORCELAIN TILES ON FLOORS & WALLS REMOVE FROM SITE
DO01-5	EXISTING CARPET & CARPET TILES (Broadloom & Tiles) ON FLOORS REMOVE FROM SITE
DO01-6	EXISTING SUBSTRATE TO BE PREPARED FOR NEW FLOOR FINISH
DO01-2	EXISTING WC TO BE REMOVED AND REPLACED WITH NEW SPECIFICATION
DO01-3	EXISTING WHB TO BE REMOVED AND REPLACED WITH NEW SPECIFICATION
DO01-4	EXISTING LUNNET TO BE REMOVED AND REPLACED WITH NEW SPECIFICATION
DO01-5	EXISTING BATHROOM CONCRETE WALLS TO BE DEMOLISHED
DO01-6	EXISTING PARTITIONING TO BE DEMOLISHED

**GENERAL NOTES:**

All boundaries, dimensions and levels are to be checked on site before construction and any discrepancies are to be reported to the Architect.

Partial Service: Any discrepancies with site or other information is to be advised to the Architect and direction or approval is to be sought before the implementation of the detail.

Do not scale this drawing.

For the purpose of coordination, all relevant parties must check this information prior to implementation and report any discrepancies to the Architect.

TENDER

REVISIONS			
NO.	DATE	DESCRIPTION	REV BY:
11	16/02/2018	ISSUED FOR INFORMATION	LDM
T	05/06/2018	ISSUED FOR TENDER	LDM

© COPYRIGHT. THIS DRAWING MAY NOT BE REPRODUCED OR TRANSMITTED IN ANY FORM OR BY ANY MEANS IN PART OR IN WHOLE WITHOUT THE PERMISSION OF THE DESIGNER.

ALL WORK TO BE CARRIED OUT IN ACCORDANCE WITH SANS CODE 10400, N.B.R & LOCAL AUTHORITY BYLAWS.

USE FIGURED DIMENSIONS ONLY - DO NOT SCALE.

ANY CONSTRUCTION FROM THESE DRAWINGS IS AT OWNERS RISK.

ALL BOUNDARIES, DIMENSIONS AND LEVELS ARE TO BE CHECKED ON SITE BEFORE CONSTRUCTION AND ANY DISCREPANCIES ARE TO BE REPORTED TO THE ARCHITECT.

PARTIAL SERVICE: ANY DISCREPANCIES WITH SITE OR OTHER INFORMATION IS TO BE ADVISED TO THE ARCHITECT AND DESIGNER BEFORE CONSTRUCTION IS TO BE SOUGHT BEFORE IMPLEMENTATION OF THE DRAWING.

FOR THE PURPOSE OF COORDINATION, ALL RELEVANT PARTIES MUST CHECK THIS INFORMATION PRIOR TO IMPLEMENTATION AND REPORT ANY DISCREPANCIES TO THE ARCHITECT.

Architect: Prakasen Govender (Pr. Arch 5278)  
Signature: \_\_\_\_\_ Date: 28/10/2020



Head Office: 21 West Riding Row, Sherwood, Durban, 4091  
Tel: (+27 31) 207 1340, [dukn@dm.co.za](mailto:dukn@dm.co.za)  
PTA Office: 239 Longa Street, Newclare, Durbanville, 7801  
Pretoria 0180, Tel: (+27 12) 346 8876  
JHB Office: Suite 13, 1st Floor, Katharine & West, 114 West Street,  
Sandown, 2195, (+27 11) 442 0754

Client: Government Printing Works

Signature: \_\_\_\_\_ Date: \_\_\_\_\_



government  
of ontario



printing  
Department:  
Government Printing Works  
**REPUBLIC OF SOUTH AFRICA**

PROJECT:  
GPW HQ- GENERAL UPGRADE OF  
EXISTING FEATURES

EXISTING PREMISES  
ADDRESS:  
ERF 3265, 379 Schubart St,

Pretoria Central, 0002, RSA.

---

DRAWING TITLE:

**SECOND FLOOR DEMOLITION**

SECOND FLOOR DEMOLITION  
LAYOUT

Building Classification: <b>G1</b>	Climatic Zone: <b>2</b>
Paper Size: <b>A0</b>	Scale: <b>1:500000</b>

AU		AS SHOWN
Drawn: WL	Checked: AKS	Date: 2020/10/28

PROJECT No. <b>GPW/HQ/2017/02</b> DRAWING No.:	CLIENT <b>T</b>	REVISION: <b>T</b>
--	--------------------	-----------------------

200-04	CLIENT	1
--------	--------	---





### PHASING LEGEND

EXISTING TENDER	
PLAN	Existing Masonry Wall
SECTION	Existing Concrete Floor Slab
	Existing Door
	Existing Window
DEMOLITION	
PLAN	Demolished Masonry Wall
SECTION	Demolished Concrete Floor Slab
	Demolished Door
	Demolished Window
NEW TENDER	
PLAN	New Masonry Wall
SECTION	New Concrete Floor Slab
PLAN	New Door
PLAN	New Window

### DEMOLITION NOTES AND DESCRIPTION (ALL REPAIR WORK TO BE MADE GOOD - TO ARCHITECTS APPROVAL)

NOTE ON PLAN	DESCRIPTION OF WORKS
DC01-1	REMOVE ALL EXISTING CEILING SYSTEMS & SUBSTRUCTURES AND MAKE GOOD TO ACCEPT SPECIFIED CEILING SYSTEMS/BULKHEADS & PLASTERBOARD CEILING AS PER CEILING LAYOUT & FINISHING SCHEDULE
DD01-1	DOOR TO BE REMOVED
DD01-4	EXISTING DOOR TO BE REMOVED AND REPLACED TO NEW SPECIFICATION
DF01-1-1	UP/LIFT EXISTING CERAMIC & PORCELAIN TILES ON FLOORS & WALLS REMOVE FROM SITE
DF01-2-1	UP/LIFT EXISTING CARPETS/CARPET TILES (broadloom & tiles) ON FLOORS REMOVE FROM SITE
DF01-4-1	EXISTING VINYL FINISH ON STAIRS TO BE CLEANED FLOOR TO BE MADE GOOD FOR USE
DF01-5-1	EXISTING SUBSTRATE TO BE PREPARED FOR NEW FLOOR FINISH
DPL01-2	EXISTING WC TO BE REMOVED AND REPLACED WITH NEW SPECIFICATION
DPL01-3	EXISTING WHIP TO BE REMOVED AND REPLACED WITH NEW SPECIFICATION
DPL01-4	EXISTING URINAL TO BE REMOVED AND REPLACED WITH NEW SPECIFICATION
DW01-1	EXISTING MASONRY/CONCRETE WALLS TO BE DEMOLISHED
DW01-2	EXISTING PARTITIONING TO BE DEMOLISHED

**GENERAL NOTES:**

All boundaries, dimensions and levels are to be checked on site before construction and any discrepancies are to be reported to the Architect.

Partial Service: Any discrepancies with site or other information is to be advised to the Architect and direction or approval is to be sought before the implementation of the detail.

Do not scale this drawing.

For the purpose of coordination, all relevant parties must check this information prior to implementation and report any discrepancies to the Architect.

### TENDER

REVISIONS			
NO.	DATE	DESCRIPTION	REV BY
1	16/02/2018	ISSUED FOR INFORMATION	LDM
2	09/06/2018	ISSUED FOR TENDER	LDM

© COPYRIGHT: THIS DRAWING MAY NOT BE REPRODUCED, OR TRANSMITTED IN ANY FORM OR BY ANY MEANS IN PART OR IN WHOLE WITHOUT THE PERMISSION OF THE DESIGNER.

ALL WORK TO BE CARRIED OUT IN ACCORDANCE WITH SANS CODE 10400, N.B. A LOCAL AUTHORITY PLANS.

USE FIGURED DIMENSIONS ONLY - DO NOT SCALE. ANY CONSTRUCTION FROM THESE DRAWINGS IS AT OWNERS RISK.

ALL BOUNDARIES, DIMENSIONS AND LEVELS ARE TO BE CHECKED ON SITE BEFORE CONSTRUCTION AND ANY DISCREPANCIES ARE TO BE REPORTED TO THE ARCHITECT.

PARTIAL SERVICE: ANY DISCREPANCIES WITH SITE OR OTHER INFORMATION IS TO BE ADVISED TO THE ARCHITECT AND DIRECTION OR APPROVAL IS TO BE SOUGHT BEFORE IMPLEMENTATION OF THE DRAWING.

FOR THE PURPOSE OF COORDINATION, ALL RELEVANT PARTIES MUST CHECK THIS INFORMATION PRIOR TO IMPLEMENTATION AND REPORT ANY DISCREPANCIES TO THE ARCHITECT.

Architect: Prakesen Govender (Pr. Arch 5278)

Signature: \_\_\_\_\_ Date: 28/10/2020



Client: Government Printing Works

Signature: \_\_\_\_\_ Date: \_\_\_\_\_

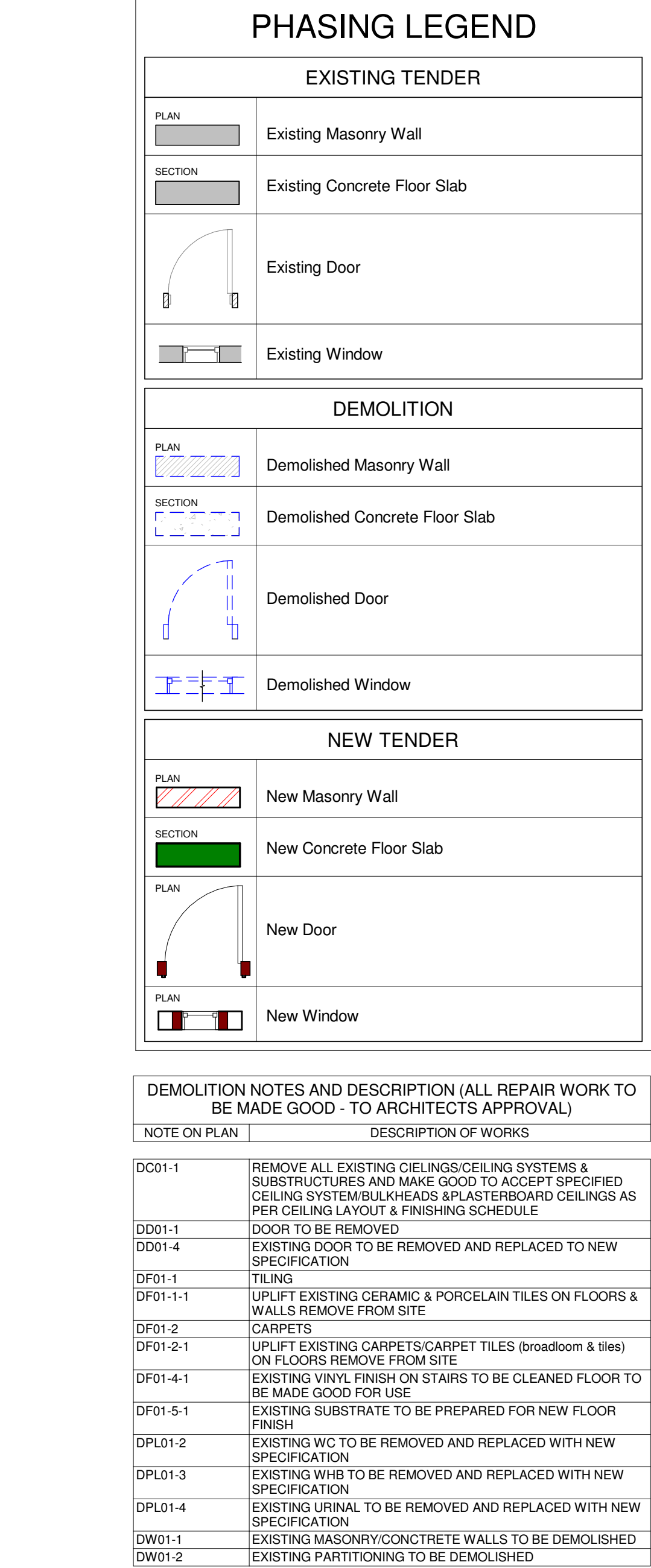


PROJECT:	
GPW HQ GENERAL UPGRADE OF EXISTING PREMISES	
ADDRESS:	
ERF 3265, 379 Schubart St, Pretoria Central, 0002, RSA	
DRAWING TITLE:	
THIRD FLOOR DEMOLITION LAYOUT	
Building Classification:	Climate Zone:
G1	2
Paper Size:	Scale:
A0	AS SHOWN
Drawn:	Checked:
WL	AKS
Date:	Date:
2020/10/28	2020/10/28
PROJECT No:	REVISION:
GPW/HQ/2017/02	
DRAWING No:	
200-05	
CLIENT	T

0m 1m 2m 3m 4m 5m

VISUAL SCALE 1:50 @ A0





**GENERAL NOTES:**

All boundaries, dimensions and levels are to be checked on site before construction and any discrepancies are to be reported to the Architect.

**Partial Service:** Any discrepancies with site or other information is to be advised to the Architect and direction or approval is to be sought before the implementation of the detail.

Do not scale this drawing.

For the purpose of coordination, all relevant parties must check this information prior to implementation and report any discrepancies to the Architect.

## TENDEF

REVISIONS			
NO.	DATE	DESCRIPTION	REV
1	16/02/2018	ISSUED FOR INFORMATION	LDM
2	05/06/2018	ISSUED FOR TENDER	LDM

© COPYRIGHT. THIS DRAWING MAY NOT BE REPRODUCED OR TRANSMITTED IN ANY FORM OR BY ANY MEANS IN PART OR IN WHOLE WITHOUT THE PERMISSION OF THE DESIGNER.

ALL WORK TO BE CARRIED OUT IN ACCORDANCE WITH THE SCA CODE 1900, N.B.R & LOCAL AUTHORITY BY-LAWS.

USE FILLED DIMENSIONAL ONLY - DO NOT SCALE.

CONSTRUCTION FROM THESE DRAWINGS IS AT OWNERS RISK.

ALL BOUNDARIES, DIMENSIONS AND LEVELS ARE TO BE CHECKED ON SITE BEFORE CONSTRUCTION AND ANY DISCREPANCIES ARE TO BE REPORTED TO THE ARCHITECT.

PARTIAL SERVICE. ANY DISCREPANCIES WITH SITE OR INFORMATION PROVIDED TO THE ARCHITECT TO THE ARCHITECT AND DIRECTION OR APPROVAL IS TO BE SOUGHT BEFORE IMPLEMENTATION OF THE DRAWING.

FOR THE PURPOSE OF COORDINATION, ALL RELEVANT PARTIES MUST CHECK THIS INFORMATION PRIOR TO CONSTRUCTION AND REPORT ANY DISCREPANCIES TO THE ARCHITECT.

Architect: Prakasen Govender (Pr. Arch 5278)  
Signature: \_\_\_\_\_ Date: 28/10/2020



Head Office: 21 West Riding Row, Sherwood, Durban, 4091  
Tel: (+27 31) 207 1590, [info@dm.co.za](mailto:info@dm.co.za)  
PTA Office: 239 Longa Street, Nieuw Muckleneuk Street, Brooklyn,  
Pretoria 0180, Tel: (+27 12) 346 8676  
JHB Office: Suite 13, 1st Floor, Katharine & West, 114 West Street,  
Sandown, 2195, (+27 11) 442 0754

Client: Government Printing Works



PROJECT:  
GPW HQ- GENERAL UPGRADE OF  
EXISTING PREMISES  
ADDRESS:  
ERF 3265, 379 Schubart St,  
Pretoria Central, 0002, RSA.

DRAWING TITLE:  
**FOURTH FLOOR DEMOLITION  
LAYOUT**

Building Classification: <b>G1</b>		Climatic Zone: <b>2</b>	
Paper Size: <b>A0</b>		Scale: <b>AS SHOWN</b>	
Drawn: <b>WL</b>	Checked: <b>AKS</b>	Date: <b>2020/10/28</b>	
PROJECT No. <b>GPW/HQ/2017/02</b>		CLIENT	REVISION
DRAWING No.: <b>200-06</b>			T





PHASING LEGEND	
EXISTING TENDER	
PLAN	Existing Masonry Wall
SECTION	Existing Concrete Floor Slab
	Existing Door
	Existing Window
DEMOLITION	
PLAN	Demolished Masonry Wall
SECTION	Demolished Concrete Floor Slab
	Demolished Door
	Demolished Window
NEW TENDER	
PLAN	New Masonry Wall
SECTION	New Concrete Floor Slab
	New Door
	New Window

DEMOLITION NOTES AND DESCRIPTION (ALL REPAIR WORK TO BE MADE GOOD - TO ARCHITECTS APPROVAL)	
NOTE ON PLAN	DESCRIPTION OF WORKS
DD01-1	REMOVE ALL EXISTING CEILING/CEILING SYSTEMS & SUBSTRUCTURES AND MAKE GOOD TO ACCEPT SPECIFIED CEILING SYSTEM/HEADS & PLASTERBOARD CEILINGS AS PER CEILING LAYOUT & FINISHING SCHEDULE
DD01-1	DOOR TO BE REMOVED
DD01-4	EXISTING DOOR TO BE REMOVED AND REPLACED TO NEW SPECIFICATION
DF01-1	TILING
DF01-2	CARPETS
DF01-2-1	LIFT/UP EXISTING CARPETS/CARPET TILES (broadloom & tile) ON FLOORS REMOVE FROM SITE
DF01-4-1	EXISTING VINYL FLOOR ON STAIRS TO BE CLEANED FLOOR TO BE MADE GOOD FOR USE
DF01-5-1	EXISTING SUBSTRATE TO BE PREPARED FOR NEW FLOOR FINISH
DPL01-2	EXISTING WC TO BE REMOVED AND REPLACED WITH NEW SPECIFICATION
DPL01-3	EXISTING WHB TO BE REMOVED AND REPLACED WITH NEW SPECIFICATION
DPL01-4	EXISTING URINAL TO BE REMOVED AND REPLACED WITH NEW SPECIFICATION
DW01-1	EXISTING MASONRY/CONCRETE WALLS TO BE DEMOLISHED
DW01-2	EXISTING PARTITIONING TO BE DEMOLISHED

**GENERAL NOTES:**

All boundaries, dimensions and levels are to be checked on site before construction and any discrepancies are to be reported to the Architect.

Partial Service: Any discrepancies with site or other information is to be advised to the Architect and direction or approval is to be sought before the implementation of the detail.

Do not scale this drawing.

For the purpose of coordination, all relevant parties must check this information prior to implementation and report any discrepancies to the Architect.

## TENDER

REVISIONS			
NO.	DATE	DESCRIPTION	REV BY
1	16/02/2018	ISSUED FOR INFORMATION	LDM
2	09/06/2018	ISSUED FOR TENDER	LDM

© COPYRIGHT: THIS DRAWING MAY NOT BE REPRODUCED, OR TRANSMITTED IN ANY FORM OR BY ANY MEANS IN PART OR IN WHOLE WITHOUT THE PERMISSION OF THE DESIGNER.

ALL WORK TO BE CARRIED OUT IN ACCORDANCE WITH SANS CODE 10400, N.B. A LOCAL AUTHORITY PLANS.

USE FIGURED DIMENSIONS ONLY - DO NOT SCALE.

ANY CONSTRUCTION FROM THESE DRAWINGS IS AT OWNERS RISK.

ALL BOUNDARIES, DIMENSIONS AND LEVELS ARE TO BE CHECKED ON SITE BEFORE CONSTRUCTION AND ANY DISCREPANCIES ARE TO BE REPORTED TO THE ARCHITECT.

PARTIAL SERVICE: ANY DISCREPANCIES WITH SITE OR OTHER INFORMATION IS TO BE ADVISED TO THE ARCHITECT AND DIRECTION OR APPROVAL IS TO BE SOUGHT BEFORE IMPLEMENTATION OF THE DRAWING.

FOR THE PURPOSE OF COORDINATION, ALL RELEVANT PARTIES MUST CHECK THIS INFORMATION PRIOR TO IMPLEMENTATION AND REPORT ANY DISCREPANCIES TO THE ARCHITECT.

Architect: Prakash Govender (Pr. Arch 5278)

Signature: Date: 28/10/2020



Client: Government Printing Works

Signature: Date:



PROJECT:	
GPW HQ GENERAL UPGRADE OF EXISTING PREMISES	
ADDRESS:	
ERF 3265, 379 Schubart St, Pretoria Central, 0002, RSA	
DRAWING TITLE:	
FIFTH FLOOR DEMOLITION LAYOUT	
Building Classification:	Climate Zone:
G1	2
Paper Size:	Scale:
A0	AS SHOWN
Drawn:	Checked:
WL	AKS
Date:	2020/10/28
PROJECT No:	REVISION:
GPW/HQ/2017/02	
Drawn By:	CLIENT
200-07	T

